

Product data sheet

Miniature connectors



Product description **M16 IP67 female angled connector, Contacts: 8 DIN, 6.0 - 8.0 mm, shielding is not possible, solder, IP67**

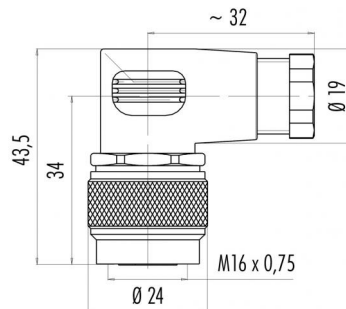
Area **M16 IP67 series 723**

Order number **99 0172 77 08**

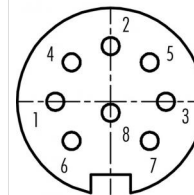
Illustration



Scale drawing



Contact arrangement (Plug-in side)



| | X | Y |
|---|-------|-------|
| 1 | -3,50 | 0,00 |
| 2 | 0,00 | 3,50 |
| 3 | 3,50 | 0,00 |
| 4 | -2,47 | 2,47 |
| 5 | 2,47 | 2,47 |
| 6 | -2,47 | -2,47 |
| 7 | 2,47 | -2,47 |
| 8 | 0,00 | -0,70 |

You can find the component part drawing on the next page.

Technical data

General values

| | |
|--------------------------|---------------------------|
| Connector design | female angled connector |
| Connector locking system | screw |
| Termination | solder |
| Wire gauge (mm) | max. 0.75 mm ² |
| Wire gauge (AWG) | max. 18 |
| Cable outlet | 6.0 - 8.0 mm |
| Upper limit temperature | 95 °C |
| Lower limit temperature | - 40 °C |
| Customs tariff number | 85369010 |
| Packaging Unit | 30 |

Electrical values

| | |
|---------------------------|---------------------------|
| Rated current (40 °C) | 5 A |
| Rated voltage | 60 V |
| Rated impulse voltage | 500 V |
| Pollution degree | 1 |
| Overvoltage category | I |
| Insulating material group | III |
| Insulation resistance | ≥ 10 ¹⁰ Ω |
| EMC compliance | shielding is not possible |
| Degree of protection | IP67 |
| Mechanical operation | > 500 Mating cycles |

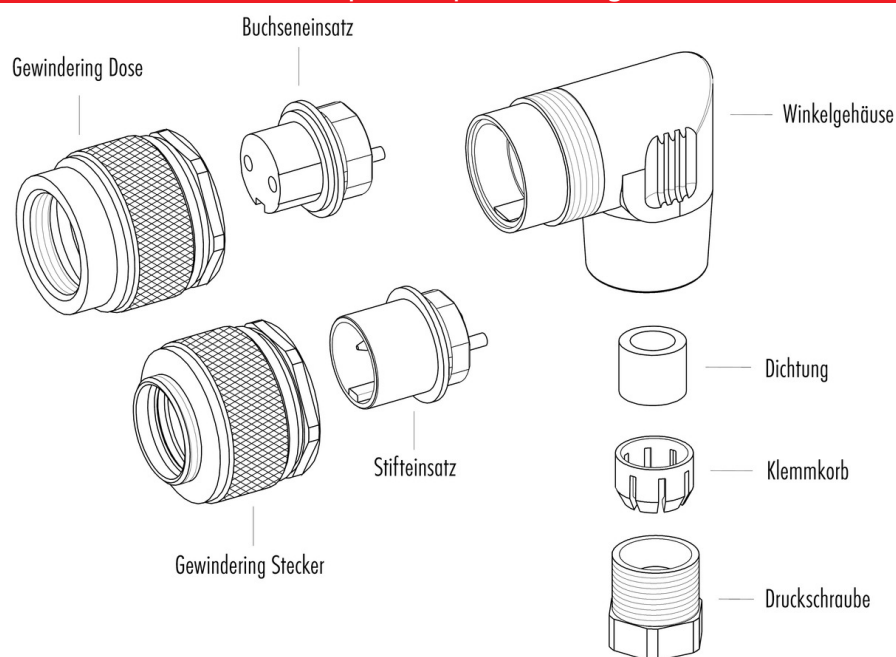
Material

| | |
|-----------------------|---|
| Contact material | CuSn (bronze) |
| Contact plating | Au (gold) |
| Contact body material | PBT (UL94 V-0) |
| Housing material | PA |
| REACH SVHC | CAS 96-45-7 (Imidazolidine-2-thione) CAS 7439-92-1 (Lead) |

Product description **M16 IP67 female angled connector, Contacts: 8 DIN, 6.0 - 8.0 mm, shielding is not possible, solder, IP67**

Area **M16 IP67 series 723**
Order number **99 0172 77 08**

Component part drawing



| | |
|---------------------|---|
| Product description | M16 IP67 female angled connector, Contacts: 8 DIN, 6.0 - 8.0 mm, shielding is not possible, solder, IP67 |
| Area | M16 IP67 series 723 |
| Order number | 99 0172 77 08 |

Security notices

The connectors are designed for use in plant, control system and electrical equipment. The end user is responsible for checking whether the connectors are suitable for use in other applications.

Connectors with degree of protection IP 67 and IP 68 are not suitable for use under water. When used outdoors, the connectors must be separately protected against corrosion. For further information about IP degrees of protection refer to 'Technical support' in the Download Centre.

To lock the cable connector to the equipment connector, the threaded ring is tightened until it is 'finger-tight' (approx. 50 cNm).